








LOONEY TUNES™

MARVIN THE MARTIAN'S GALAXY SLIME


MATERIALS

- 12oz. Clear Glue 
- 3 small mixing bowls 
- 1.5 cups Cold Water 
- Food Coloring: Blue, Black, Purple, Pink 
- 2 Types of Glitter 
- 1 tsp. of Borax 
- 2 cups Hot Water 

WHAT TO DO





In each bowl, mix 4oz. of clear glue, a 1/2 cup of cold water, a few drops of food coloring, and both glitters. You can use any two types of glitter you like. We went with extra fine and glitter flakes.



2x Blue + 1x Black

2x Purple

2x Pink



WHAT TO DO

2



Then mix together 1 tsp. of Borax and 2 cups of hot water. Stir until completely dissolved.



3

Pour 1/3 of the mixture into the first bowl, stirring immediately until it has absorbed most of the liquid. Repeat for the other two.



4

You now are ready to combine your colors together. Lay them side by side and then twist and fold a few times. Careful not to over mix, or your colors will blend. The result should look similar to the picture shown.

